

Welcome to Ludwig-Maximilians- Universität München



Features

→ Student ID

The LMU-Card identifies you as a student.

→ Payment functions

- Canteen, copying machines, scanners and printers
- You can top up your LMU-Card at the charging machines.

→ Library card for the University Library and the Bayerische Staatsbibliothek



LMUcard – application

You can request the LMUcard online on your LMU user account (LMU-Benutzerkonto) via the following steps:

1. Login with your Campus-Username.
2. Choose the “LMUcard” link.
3. Do the application for the LMUcard according to the instructions given on the website.
4. Choose “delivery to semester address” in delivery options.

Please keep in mind that the LMUcard will be issued only if the photo fits the guidelines. The system will not send any notification e-mail if the photo or request is rejected.



LUDWIG-
MAXIMILIANS-
UNIVERSITÄT
MÜNCHEN

LMUCARD, LSF & CO.

LMUcard – Validation

The expiry date of your LMUcard is printed on the front. It is updated when you use the validation terminals which can be found all around the LMU.

After a successful re-registration, you can validate your LMUcard a few weeks before the start of the new semester.

→ For new students: the LMUcard will be sent already validated via the post to the semester address.

Continuation of Registration

For registration for the winter semester 2025/26, transfer the fees payable within the prescribed period.
More information: <https://www.lmu.de/en/study/important-contacts/office-of-the-university-registrar/online-portals/index.html> (fee account)
Fee in the summer semester 2025: 85 €

To apply for continuation of registration for the summer semester 2025, transfer the fees payable within the prescribed period: please see <https://www.lmu.de/en/workspace-for-students/abc-study-guide/continuation-of-registration/index.html>. You can download a registration certificate (Immatrikulationsbescheinigung) at <https://www.lmu.de/en/study/important-contacts/office-of-the-university-registrar/online-portals/index.html> (after the transfer of fees).



LUDWIG-
MAXIMILIANS-
UNIVERSITÄT
MÜNCHEN

LMUCARD, LSF & CO.

Please contact the IT-Servicedesk in case of problems or loss of the LMUcard. In case of name changes through marriage, please contact the Office of the University Registrar (Studentenkanzlei).

You can find further information regarding the LMUcard on the website of the IT-Servicedesk:

<https://www.lmu.de/en/about-lmu/structure/central-university-administration/it-services-division-vi/it-service-desk/index.html>



- Cost: 38 Euro monthly subscription
- monthly cancellation (by the 10th of each month)
- Not transferable
- Ticket check in public transport: Deutschlandticket (QR-code or card) + official ID
- Order here: <https://www.mvg.de/kundenportal.html>
- Form: as a mobile phone ticket in the **MVGO app** or as a chip card

→ **What is it valid for?**

- The entire MVV network (Munich public transportation)
- Local and regional transportation throughout Germany: city and regional buses, subways, trams and regional trains (2nd class)
- **Not valid for:** DB long-distance traffic by IC, EC and ICE, long-distance buses and with providers such as FlixTrain.




How to get registered for your courses

- Activate your account
- Find your lectures in „LSF“
- Book your courses

If you are not sure which courses are suitable, contact the academic advisor of your subject!


If you encounter problems with your studies, please do not wait before seeking help.





LUDWIG-
MAXIMILIANS-
UNIVERSITÄT
MÜNCHEN

LMU-PORTAL
ERSTANMELDUNG



www.lmu.de | [LMU-Portal Start](#)

Erstanmeldung

Startkennung:

Startpasswort:

Anmelden

Hinweise

Studierende der LMU

- Bei der Immatrikulation haben Sie ein Hinweisschreiben erhalten, auf dem die Startkennung und das Startpasswort vermerkt sind. Geben Sie diese bitte links ein.
- Bitte beachten Sie, dass die Erstanmeldung erst 24h nach der Immatrikulation möglich ist.

Mitarbeiter, Lehrbeauftragte und Privatdozenten der LMU

- Ihre Zugangsdaten für die Erstanmeldung erhalten Sie beim [IT-Servicedesk](#).

Mitarbeiter des Klinikums der Universität München

- Als Startkennung verwenden Sie bitte Ihren Benutzernamen Sie "@med.lmu.de". Z.B. wird aus "mustermann" "mustermann@med.lmu.de".
- Als Startpasswort verwenden Sie bitte Ihr externes Passwort. Falls Sie es vergessen haben, können Sie sich [hier](#) ein neues setzen.

Studierende in einem Kooperationsstudiengang zwischen LMU und TUM

- Wenn Sie sich an der TUM immatrikuliert und bereits eine Benutzerkennung der TUM haben, melden Sie sich bitte [hier](#) mit Ihrer TUM-Benutzerkennung an.

Falls Sie weitere Fragen haben oder ein Problem feststellen, können Sie sich an den [IT-Servicedesk](#) wenden:

- E-Mail: helpdesk@campus.lmu.de
- Telefon: 089 2180 3555

[Impressum](#) [Datenschutz](#) [Kontakt](#)



Achtung: Aufgrund eines Versionswechsels wird LSF am 27. & 28.02.20 nicht verfügbar sein.

You are here: Home

Course catalogue

Lectures cancelled today

Search for courses

Search for persons

Search for rooms

University structure

Welcome to LSF - the university portal for students, guests, teachers and employees!

 Please note that you can use all the functions in the left column (e.g. the course catalogue or the search for courses) without login in.




LMU user account

@campus.lmu.de or @lmu.de

Password

[Forgot your password?](#) [Register for access](#)

Veranstaltungssuche: [→](#) Semest



[Home](#) | [Logout](#) acting as: Student

Bitte beachten Sie, dass sich die Vorlesungszeiten für das Wintersemester 2020/21 geändert haben. Nähere Informationen finden Sie unter https://www.uni-muenchen.de/studium/beratung/studienbeginn/vorlesungszeiten/vorlesungszeit_tab/index.html

You are here: [Home](#) > [Course catalogue](#)

[Transcript](#)
[Schedules](#)
[Course catalogue](#)
[Search for courses](#)
[List of exams registered for](#)
[Register for exams](#)
[Register for courses](#)
[Stay abroad](#)
[<< Hide menu](#)

Course catalogue (WiSe 2020/21)

View: [short](#) [medium](#) [long](#)

Navigation: [→](#) : show complete tree [Link](#) : expand this branch

- ① [Vorlesungsverzeichnis](#)
 - ① [Courses across faculties](#)
 - ① [Faculty of Catholic Theology](#)
 - ① [Faculty of Protestant Theology](#)
 - ① [Faculty of Law](#)
 - ① [Faculty of Business Administration](#)
 - ① [Faculty of Economics](#)
 - ① [Faculty of Medicine](#)
 - ① [Faculty of Veterinary Medicine](#)
 - ① [Faculty of History and the Arts](#)
 - ① [Faculty of Philosophy, Philosophy of Science and Religious Studies](#)
 - ① [Faculty of Psychology and Educational Sciences](#)
 - ① [Faculty of Cultural Sciences](#)
 - ① [Faculty of Languages and Literatures](#)
 - ① [Faculty of Social Sciences](#)
 - ① [Faculty of Mathematics, Computer Science and Statistics](#)
 - ① [Faculty of Physics](#)
 - ① [Faculty of Chemistry and Pharmacy](#)
 - ① [Faculty of Biology](#)
 - ① [Faculty of Geosciences](#)
 - ① [Internationale Angelegenheiten](#)

[Hilfe](#)



PRACTICAL TRAINING

SEMINAR

EXERCISE

LECTURE

PROSEMINAR

But which is the right course?

If you have trouble picking the courses and need help,
please contact the **student advisor** of your faculty **ASAP!**

Leave-of-absence semester

- Due to illness, studying abroad, internship, parental leave or care giving for relatives
- do not count toward the overall number of subject-specific semesters
- Application submitted to the Office of the Student Registrar
- for the winter semester – by **30 October** at the latest
- for the summer semester – by **30 April** at the latest
- Semester fee needs to be paid

Further Information:

<https://www.lmu.de/en/workspace-for-students/abc-study-guide/leave-of-absence-semester/>

Taking Leave from an exam due to illness

- Apply at the respective examination office
- Doctors' certificate from the **day of the exam**

Further Information:

<https://www.lmu.de/de/studium/wichtige-kontakte/pruefungsaemter/index.html>

Cost of Living

Accommodation

- From 350€ - 470€ for student housing
- From 600€ - 900€ for rooms on the private market
- Approx. 600€ for all other living costs incl. health insurance

Fees and public transport

- LMU semester contribution: 85 €
- Unlimited use of public transport: 38€/month (Deutschlandticket)

Total: minimum 1.400,00 – 1.600,00 € per month





University Sports Center Munich (ZHS)

- Located in the historic sports facilities of Olympiapark, which was built for the 1972 Olympics.
- They offer badminton, basketball, football, pilates etc.
- Additional information to be found here:
<https://www.zhs-muenchen.de/en/zhs/home/>





Language Center

- Free of charge language courses for LMU students
- 49 different language courses
- There are **no** German Courses for international students

German Courses

- We recommend DKFA, IUCM or DUO
- If you plan to work in Germany after your studies, we recommend you learn German during your studies



LUDWIG-
MAXIMILIANS-
UNIVERSITÄT
MÜNCHEN



See you at LMU Munich!

